




American Samoa Community College

Spring 2012

Fact Sheet



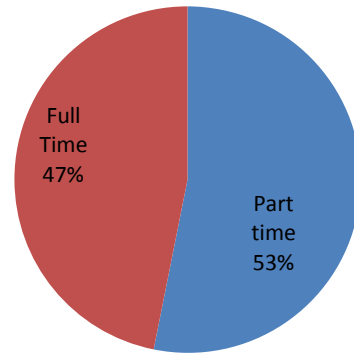
SPRING 2012 ENROLLMENT

**Unduplicated
Head Count**

1659

**Enrollment
Status**

Part time (Less than 12 credits)	882	
		53.2%
Full Time (12 or more credits)	777	
		46.8%
Total	1659	

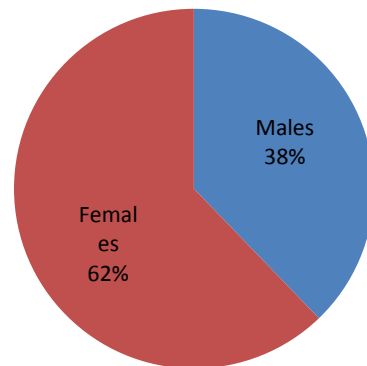


Source: DATATEL

STUDENT DEMOGRAPHICS

Gender

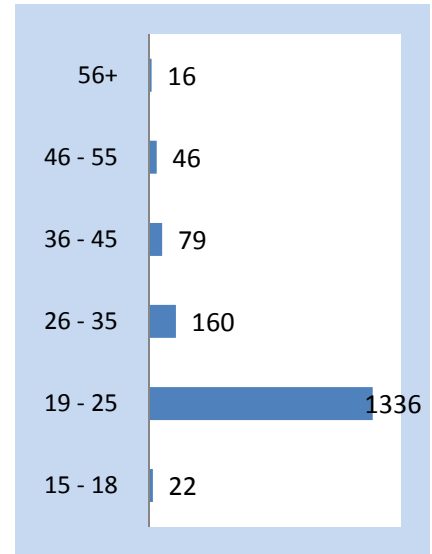
Males	627	37.8%
Females	1032	62.2%
Total	1659	



Source: DATATEL


Age

15 - 18	22	1.3%
19 - 25	1336	80.5%
26 - 35	160	9.6%
36 - 45	79	4.8%
46 - 55	46	2.8%
56+	16	1.0%
Total	1659	



Citizenship

American Samoan	1374	82.8%
Solomon Islands	1	0.1%
China	2	0.1%
Fiji	4	0.2%
KS	4	0.2%
Nauru	1	0.1%
New Zealand	5	0.3%
Philippines	13	0.8%
Tonga	2	0.1%
US	151	9.1%
Western Samoa	102	6.1%
Total	1659	

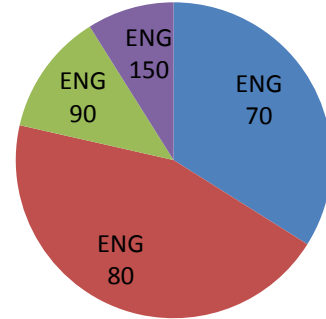


Source: DATATEL

ENG and MTH Placements

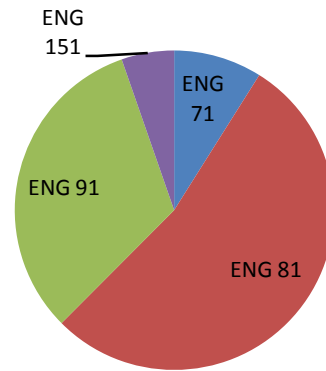
Reading

	Number	Percent
ENG 70	19	34%
ENG 80	25	44%
ENG 90	7	13%
ENG 150	5	9%
Total	56	



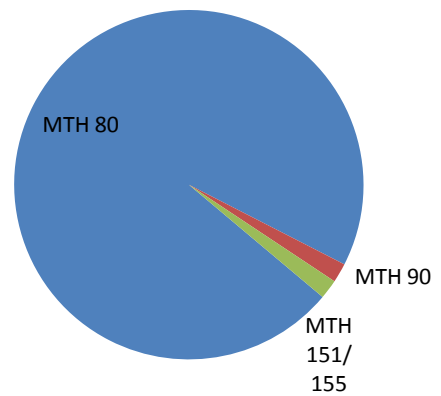
Writing

	Number	Percent
ENG 71	5	9%
ENG 81	30	54%
ENG 91	18	32%
ENG 151	3	5%
Total	56	



Math

	Number	Percent
MTH 80	54	96%
MTH 90	1	2%
MTH 151/ 155	1	2%
Total	56	

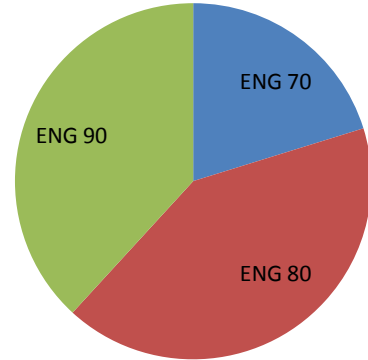


Source: GRADE SHEETS

Developmental ENG and MTH Enrollment

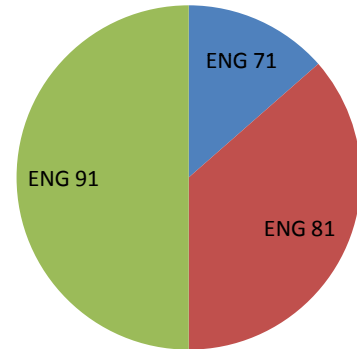
Reading

	Number	Percent
ENG 70	82	20%
ENG 80	169	42%
ENG 90	155	38%
Total	406	100%



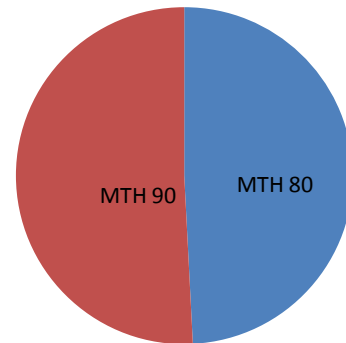
Writing

	Number	Percent
ENG 71	42	14%
ENG 81	113	36%
ENG 91	155	50%
Total	310	100%

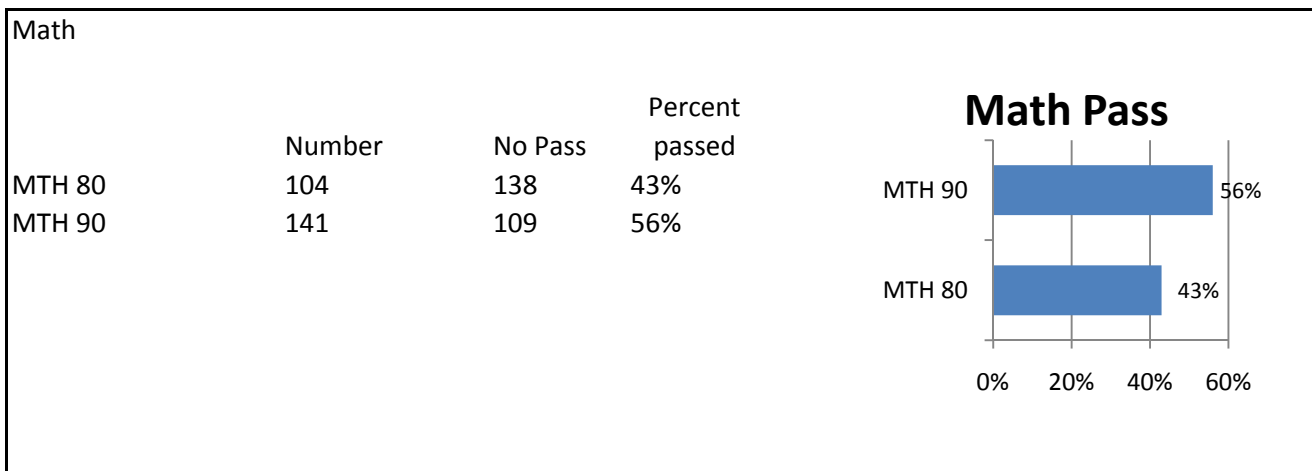

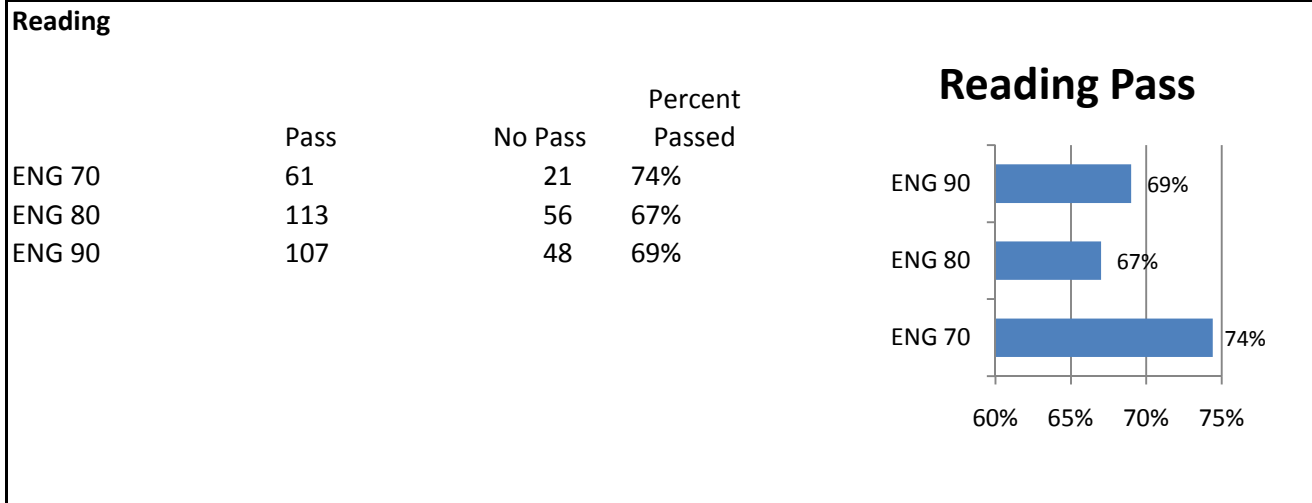


Math

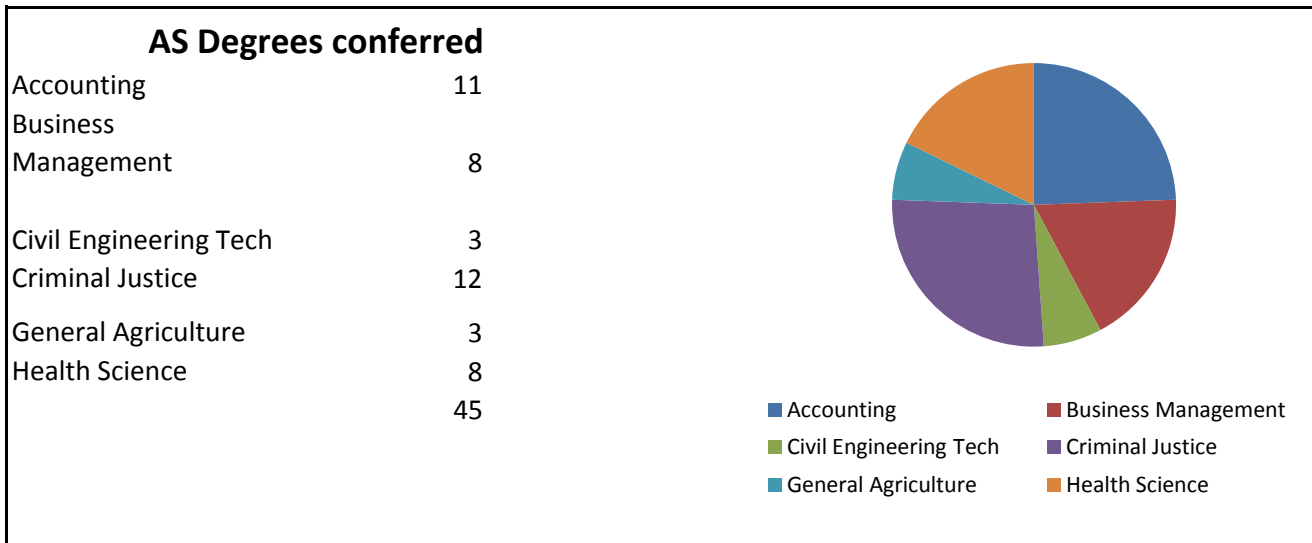
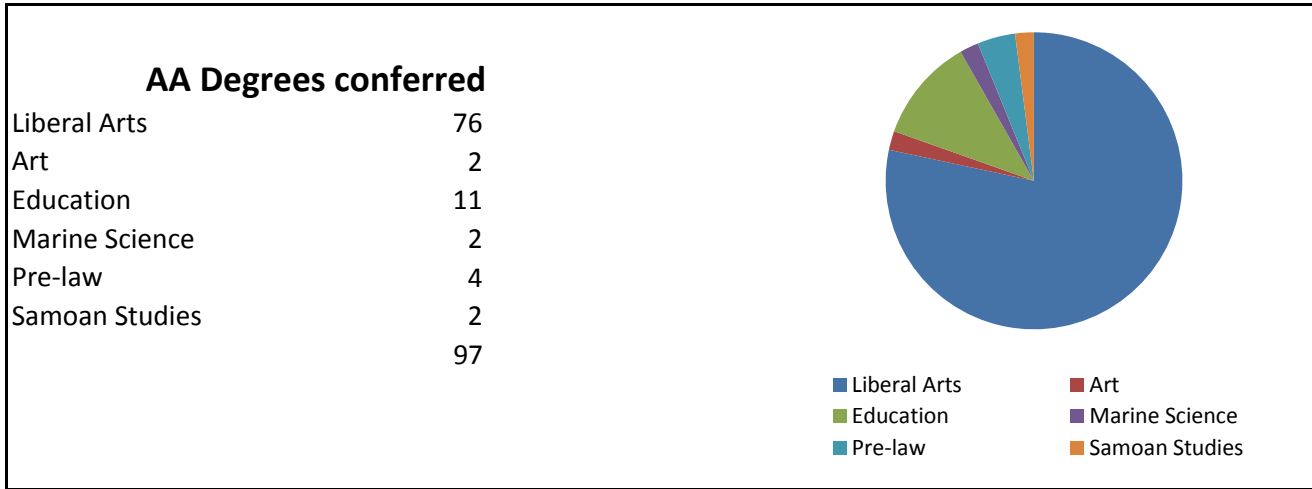
	Number	Percent
MTH 80	242	49%
MTH 90	250	51%
Total	492	100%



Developmental ENG and MTH Passing Grade



GRADUATE PROFILE



Bachelors in Education	Certificate of Proficiency
2	Automotive Tech 1

Source: Commencement Program

